


# Black



# Stump™

## Products

*“Your Environment Improvers”*

*Manufacturers of hand made cast stone  
pavers, capping, walling blocks.*

*A division of Mulga Products (S.A.)*

Office - 1300 366 419 Fax. (08) 85224401

E-Mail:- [ken@harringtonassociates.com.au](mailto:ken@harringtonassociates.com.au) Web:- [www.mulgaproducts.com.au](http://www.mulgaproducts.com.au)

Depot:- ‘Mulga Hill’, Lot 7 Barossa Hwy, Kalbeeba, 5118 Mail:- P.O.Box 446, Gawler 5118



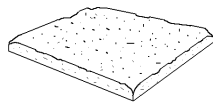
ABN. 19521718680 Bld. Lic. RI 26980

## Pavers & Blocks

*Hand Made Stone*

**1<sup>st</sup> July. 2008**

### Paving Selection

Colour	Units / sq. m.	Weight/ unit(kg)	Weight / sq. m.(kg)	Sq. m / Pallet	<b><u>Retail incl. GST</u></b>
<b><i>Cobble Stone</i></b>	29.41	3.5	102.93	15	\$1.72 ea   <b>\$50.33/m2</b>
					
200 x 170 x 50					
Basalt Blue stone Sand stone Lime stone Iron stone Silt stone Rose stone					

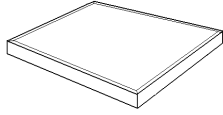
(For Basalt (black) add \$6—per sq. m.)

# Paving Selection

	Colour	Units / sq. m.	Weight/ unit(kg)	Weight / sq. m.(kg)	Sq. m / Pallet	<u>Retail incl. GST</u>
--	--------	-------------------	---------------------	------------------------	-------------------	-------------------------



## Classic Stone 200

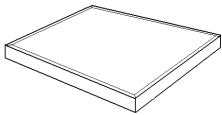
### Smooth Finish



200 x 170 x 40

Basalt 29.41 3.0 88.23 18  
 Blue stone  
 Sand stone  
 Lime stone  
 Pink Dolomite  
 Iron stone  
 Silt stone  
 Rose stone

\$1.49 ea   
\$43.73/m2 

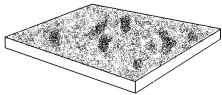


200 x 170 x 50

29.41 4.0 117.64 13  
\$45.05/m2



\$1.54 ea   

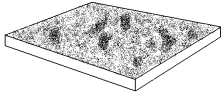
### Stone Finish (a pronounced stone texture)



200 x 170 x 40




29.41 2.5 73.52 21

\$2.15 ea   
\$63.25/m2 



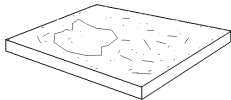
200 x 170 x 50

29.41 3.5 102.93 15

\$2.20 ea     
\$64.63m2





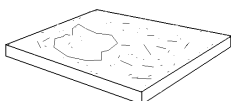
### Sed. Stone Finish (a distinctive slate texture)



200 x 170 x 40




29.41 2.75 80.88 19

\$2.15 ea   
\$63.25/m2 



200 x 170 x 50

29.41 3.5 102.93 15

\$2.20 ea     
\$64.63/m2

# Paving Selection

Colour

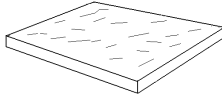
Units / Weight / Weight / Sq. m /  
sq. m. unit(kg) sq. m.(kg) Pallet

Retail incl. GST

## Classic Stone 200



Field Stone Finish (a subtle stone texture)



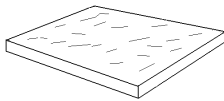
29.41 2.75 80.88 19

\$2.15 ea



\$63.25/m2

200 x 170 x 40



29.41 3.5 102.93 11

\$2.20 ea

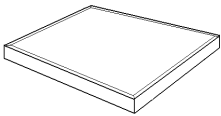


\$64.63/m2

200 x 170 x 50

## Classic Stone 300

Smooth Finish



300 x 300 x 40

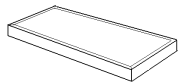
Basalt 11.11 8.0 88.88 18

\$3.94 ea



\$43.73/m2

Blue stone  
Sand stone  
Lime stone  
Pink Dolomite

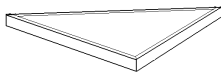


150 x 300 x 40

Iron stone 22.22 4.0 88.88 18

\$2.46 ea

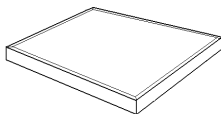
Silt stone  
Rose stone



300 x 300 x 40 Tri

22.22 4.0 88.88 18

\$2.95 ea



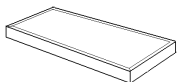
300 x 300 x 50

11.11 10.75 119.43 13

\$4.06 ea



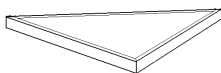
\$45.05/m



150 x 300 x 50

22.22 5.4 119.43 13

\$2.53 ea



300 x 300 x 50 Tri

22.22 5.4 119.43 13

\$3.05 ea

# Paving Selection

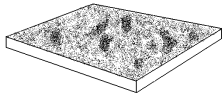
Colour

Units / Weight/ Weight / Sq. m /  
sq. m. unit(kg) sq. m.(kg) Pallet

Retail incl. GST

## Classic Stone 300

Stone Finish (a pronounced stone texture)



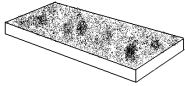
11.11 7.0 77.77 20

\$5.43



\$60.23/m2

300 x 300 x 40



22.22 3.5 77.77 20

\$3.38 ea

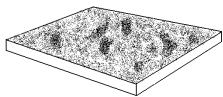
150 x 300 x 40



22.22 3.5 77.77 20

\$4.07 ea

300 x 300 x 40 Tri



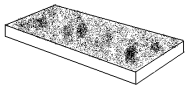
11.11 10.0 111.1 14

\$5.54



\$61.55/m2

300 x 300 x 50



22.22 5.0 111.1 14

\$3.46 ea

150 x 300 x 50



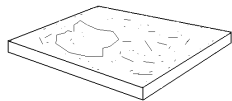
22.22 5.0 111.1 14

\$4.16 ea

300 x 300 x 50 Tri

**New**

Sed. Stone Finish (a distinctive slate texture)



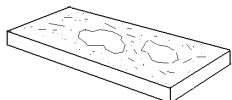
11.11 7.5 83.32 19

\$5.43



\$60.23/m2

300 x 300 x 40



22.22 3.75 83.32 19

\$3.38 ea

150 x 300 x 40

22.22 3.75 83.32 19

\$4.07 ea



300 x 300 x 40 Tri

# Paving Selection

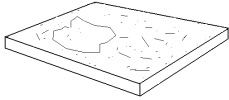
Colour

Units / Weight/ Weight / Sq. m /  
sq. m. unit(kg) sq. m.(kg) Pallet

Retail incl. GST



## Sed. Stone Finish (a distinctive slate texture)



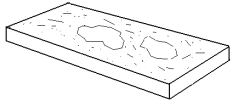
300 x 300 x 50

11.11 9.5 105.55 15

\$5.54



\$61.55/m2



150 x 300 x 50

22.22 4.75 105.55 15

\$3.46 ea



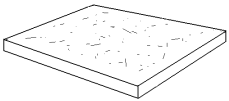
300 x 300 x 50 Tri

22.22 4.75 105.55 15

\$4.16 ea



## Field Stone Finish (a subtle stone texture)



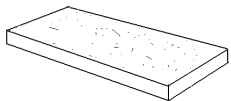
300 x 300 x 40

11.11 7 77.77 20

\$5.43



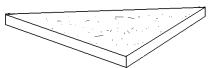
\$60.23/m2



150 x 300 x 40

22.22 3.5 77.77 20

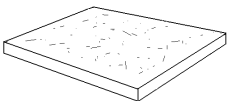
\$3.38 ea



300 x 300 x 40 Tri

22.22 3.5 77.77 20

\$4.07 ea



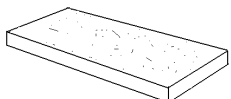
300 x 300 x 50

11.11 10 111.1 14

\$5.54



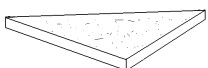
\$61.55/m2



150 x 300 x 50

22.22 5 111.1 14

\$3.46 ea



300 x 300 x 50 Tri

22.22 5 111.1 14

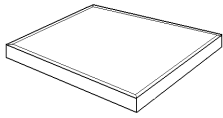
\$4.16 ea

# Paving Selection

Colour	Units / sq. m.	Weight/ unit(kg)	Weight / sq. m.(kg)	Sq. m / Pallet	<u>Retail incl. GST</u>
--------	----------------	------------------	---------------------	----------------	-------------------------

## Classic Stone 500

### Smooth Finish



500 x 500 x 50

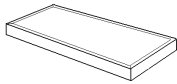
- Basalt
- Blue stone
- Sand stone
- Lime stone
- Pink Dolomite
- Iron stone
- Silt stone
- Rose stone

4      28.5      114      10

\$11.26 ea



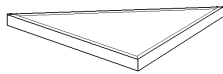
**\$45.05/m2**



250 x 500 x 50

8      14.5      114      10

\$7.04 ea



500 x 500 x 50 Tri

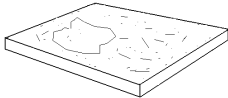
8      14.5      114      10

\$8.45 ea

(For Basalt (black) add \$6—per sq. m.)



### Sed. Stone Finish (a distinctive slate texture)



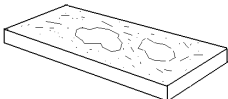
500 x 500 x 50

4      27      108      11

\$15.39



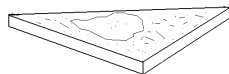
**\$61.55/m2**



250 x 500 x 50

8      13.5      108      11

\$9.62 ea



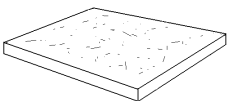
500 x 500 x 50 Tri

8      13.5      108      11

\$11.55 ea



### Field Stone Finish (a subtle stone texture)



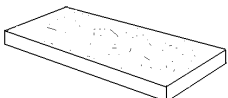
500 x 500 x 50

4      27      108      11

\$15.39



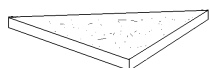
**\$61.55m2**



250 x 500 x 50

8      13.5      108      11

\$9.62 ea



500 x 500 x 50 Tri

8      13.5      108      11

\$11.55 ea

# Retaining Wall Selection

Colour	Units / sq. m.	Weight/ unit(kg)	Weight / sq. m.(kg)	Sq. m / Pallet	<u>Retail incl. GST</u>
--------	-------------------	---------------------	------------------------	-------------------	-------------------------

## Gammon™

### Retaining Wall System

(hollow, single rock face, interlocking block)

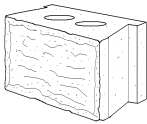
#### *Block Size H x D x W*

Block Size	Colour	Units / sq. m.	Weight/ unit(kg)	Weight / sq. m.(kg)	Sq. m / Pallet	Retail Price
150 x 250 x 150	Basalt	44.4	7.5	333	4.5	\$ 5.81 ea
150 x 250 x 300	Blue stone	22.22	15	333.3	4.5	\$11.62 ea
150 x 250 x 450	Sand stone	14.8	25	370	4	\$17.44 ea
300 x 250 x 150V	Lime stone	22.22	16.5	366.6	4	\$11.62 ea
150 x 250 x 300C	Pink Dolomite	22.22				\$11.62 ea
150 x 250 x 300EC	Iron stone	22.22	16.5	366.6	4	\$11.62 ea
150 x 250 x 450EC	Silt stone	14.8				\$17.44 ea
Wall Capper 40 x 300 x 300	Rose stone	3.3 L.M.	7	23.1/L.M.	65 L.M.	\$ 5.70 ea
Step Block 150 x 440 x 250		4 L.M.	44	176/L.M.	9 L.M.	\$21.73ea

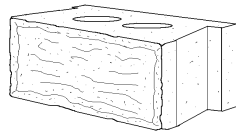
Same or Mixed sizes

\$258--/m2

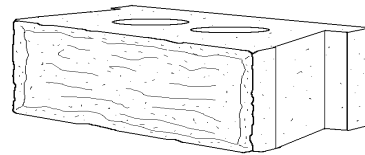
(For Basalt (black) add \$20—per sq. m.)



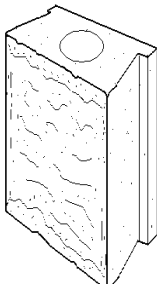
150



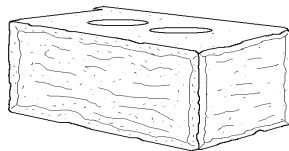
300



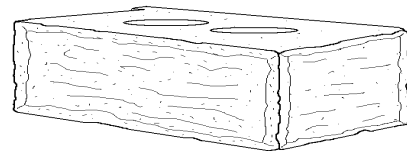
450



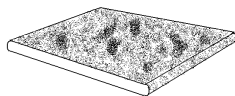
150V



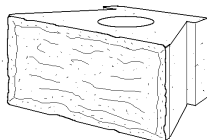
300EC  
End / Corner  
Left or Right



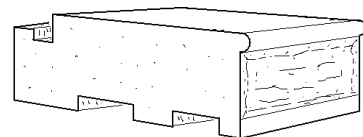
450EC  
End / Corner  
Left or Right



300  
Wall Capper



300C  
External Curve



Step  
Block

# Retaining Wall Selection

Colour Units / Weight/ Weight / Sq. m /  
sq. m. unit(kg) sq. m.(kg) Pallet

**Retail incl. GST**

## *Kimberley™*

Same or Mixed Sizes

**\$259/m2**

### **Retaining Wall System**

(hollow, smooth face  
bevel edge  
interlocking block)

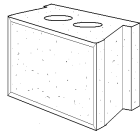
Basalt  
Blue stone  
Sand stone  
Lime stone  
Pink Dolomite  
Iron stone  
Silt stone  
Rose stone

#### ***Block Size***

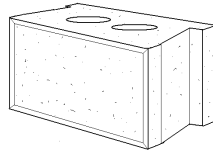
***H x D x W***

150 x 250 x <b>150</b>	44.4	9	400	3.5	\$ 5.84 ea
150 x 250 x <b>300</b>	22.22	19	422.18	3.5	\$11.66 ea
150 x 250 x <b>450</b>	14.8	28.5	421.8	3.5	\$17.05 ea
<b><i>Speciality Blocks - Unit Price Only</i></b>					
150 x 250 x <b>300EC</b>	22.22	20	444.4	3.5	\$11.66 ea
150 x 250 x <b>450EC</b>	14.8	30	444	3.5	\$17.05ea
150 x 250 x <b>300C</b>	22.22	12.5	277.75	5.5	\$11.66 ea
D/S Quad Capper 40 x 300 x <b>300</b>	3.3 L.M.	8	26.4/L.M.	60 L.M.	\$5.70 ea
Quad End Capper 40 x 300 x <b>300</b>	--	7.75	--	--	\$5.70 ea
Step Block 150 x 440 x <b>250</b>	4 L.M.	44	176/L.M.	9 L.M.	\$20.63ea

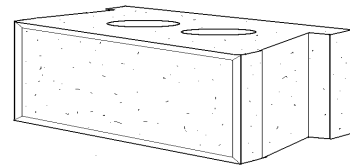
(For Basalt (black) add \$20—per sq. m.)



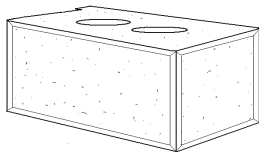
150



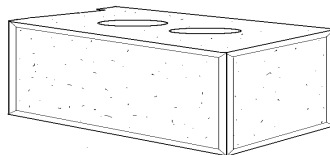
300



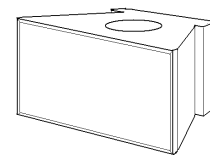
450



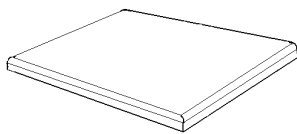
300EC  
End / Corner  
Left or Right



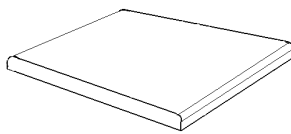
450EC  
End / Corner  
Left or Right



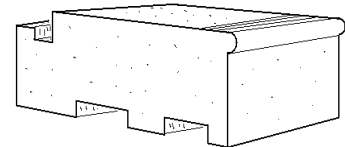
300C  
External Curve



End Quad Capper



Double Sided  
Quad Capper



Step  
Block

# Feature Wall Selection

Colour Units / Weight/ Weight / Sq. m /  
sq. m. unit(kg) sq. m.(kg) Pallet

**Retail incl. GST**

## Gawler™

Same or Mixed sizes

**\$270--/m2**

### Free Standing Garden Wall System

(hollow, double sided  
rock face block  
Must be bonded)

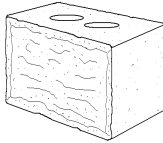
Basalt  
Blue stone  
Sand stone  
Lime stone  
Pink Dolomite  
Iron stone  
Silt stone  
Rose stone

#### Block Size

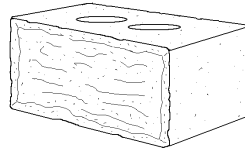
*H x D x W*

150 x 300 x <b>150</b>	44.4	\$ 6.08 ea
150 x 300 x <b>300</b>	22.22	\$12.15 ea
150 x 300 x <b>450</b>	14.8	\$18.25 ea
300 x 300 x <b>150V</b>	22.22	\$12.15 ea
<i>Speciality Blocks - Unit Price Only</i>		
150 x 300 x <b>300EC</b>	22.22	\$12.05 ea
150 x 300 x <b>300C</b>	22.22	\$12.05 ea
Wall Capper 40 x 300 x <b>300</b>	3.3 L.M.	\$ 5.70 ea
Pillar Capper 50 x 500 x <b>500</b>	--	\$19.95ea
Stack Pillar 150 x 450 x <b>450</b>	--	\$43.95ea

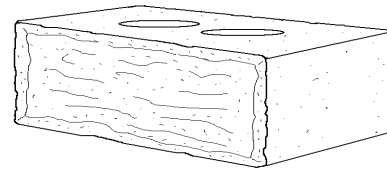
(For Basalt (black) add \$20—per sq. m.)



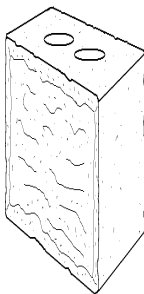
150



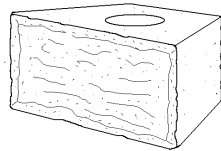
300



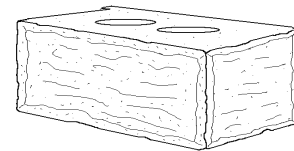
450



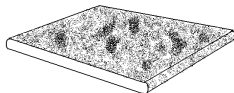
150V  
Vertical



300C  
External Curve



300EC  
End / Corner  
Left or Right



300



500

450

Wall Capper

Pillar Capper

Stack Pillar

# Feature Wall Selection

Colour

Units / Weight / Weight / Sq. m /  
sq. m. unit(kg) sq. m.(kg) Pallet

**Retail incl. GST**

## Gawler™

### Free Standing

### Stack Pillar

### System

(Must be bonded)

**Block Size**

**H x D x W**

Pillar Capper

50 x 500 x **500**

\$18.65ea

Stack Pillar Block

150 x 450 x **450**

\$43.95ea

Stack Pillar Mail Box Block 160 x 450 x **110** (2)

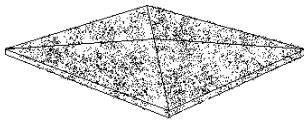
\$76.95 complete

Stack Pillar – Mulga Fence Rail Block 150 x 450 x **200**

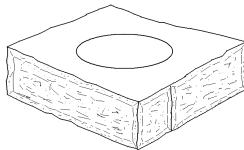
\$43.95

Stack Pillar – Mulga Fence Rail Corner Block

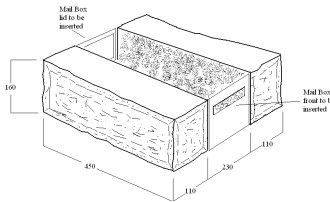
\$43.95



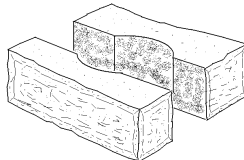
Pillar Capper



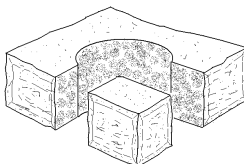
Stack Pillar Block



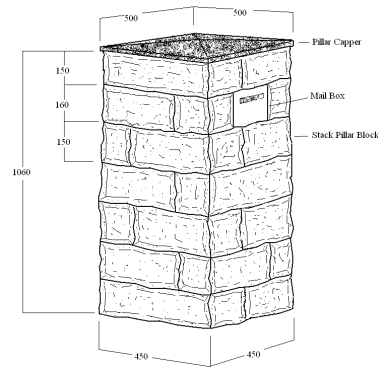
Mail Box Blocks including inserts



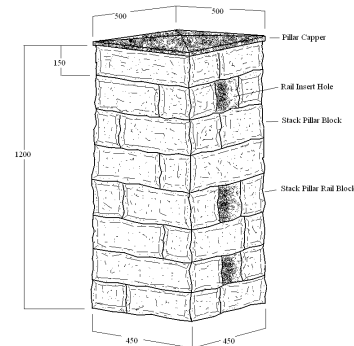
Mulga Fence Rail Hole Block



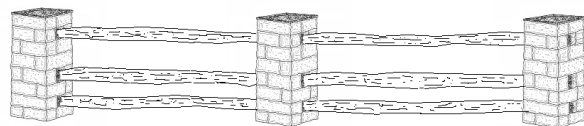
Mulga Fence Rail Corner Hole Block



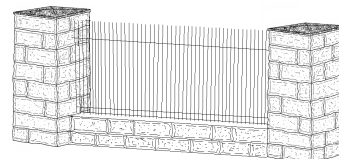
Mail Box



Mulga Fence Rail Pillar

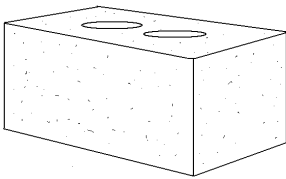


Mulga Fence Rails and Gawler Stack Pillar

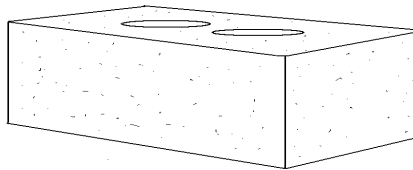


## Feature Wall Selection

	Colour	Units / sq. m.	Weight/ unit(kg)	Weight / sq. m.(kg)	Sq. m / Pallet	<u>Retail incl. GST</u>
<b>Wilpena Grande</b>						
Feature Wall Block (hollow, smooth double face block <u>Must be bonded</u> )	Basalt	Same or Mixed Sizes				<b><u>\$265.00/m2</u></b>
	Blue stone Sand stone Lime stone Pink Dolomite Iron stone Silt stone Rose stone					
<b>Block Size</b> <b>H x D x W</b>						
250 x 250 x <b>300</b>		13.3	36	478.8	3	\$19.93 ea
250 x 250 x <b>450</b>		8.8	54	475.2	3	\$30.11 ea



300

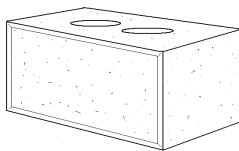


450

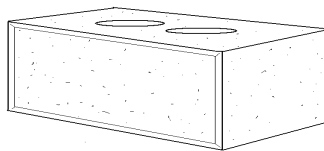
## **Wilpena Grande Bevel Edge**

Feature Wall Block (hollow, smooth face bevel edge block <u>Must be bonded</u> )	Basalt	Same or Mixed sizes				<b><u>\$265.00/m2</u></b>
	Blue stone Sand stone Lime stone Pink Dolomite Iron stone Silt stone Rose stone					
<b>Block Size</b> <b>H x D x W</b>						
250 x 250 x <b>300</b>		13.3	36	478.8	3	\$19.93 ea
250 x 250 x <b>450</b>		8.8	54	475.2	3	\$30.11 ea
250 x 250 x <b>300EC</b>		13.3	36	478.8	3	\$19.93 ea

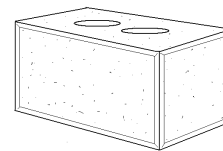
(For Basalt (black) add \$20—per sq. m.)



300





450



300EC  
End / Corner

# Capping / Edging

	Colour	Units / L. M.	Weight/ unit (kg)	L. M./ Pallet	<u>Retail incl. GST</u>	
<b>Bullnose Capping</b> <i>single side</i>	Basalt					
	Blue stone					
	Sand stone					
	Lime stone					
	Pink Dolomite					
<i>Size</i> <i>L x W x H</i>	Iron stone					
	Silt stone					
1000 x <b>200</b> x 50	Rose stone	1			\$37.35 ea	
1000 x <b>250</b> x 50		1			\$38.45 ea	
1000 x <b>300</b> x 50		1			\$39.55 ea	
1000 x <b>340</b> x 50		1			\$40.65 ea	



## **Bullnose Capping** *double sided*

<i>Size</i> <i>L x W x H</i>						
1000 x <b>200</b> x 50		1			\$37.35 ea	
1000 x <b>250</b> x 50		1			\$38.45 ea	
1000 x <b>300</b> x 50		1			\$39.55 ea	
1000 x <b>340</b> x 50		1			\$40.65 ea	



## **O.G. Capping** *single side*

<i>Size</i> <i>L x W x H</i>						
1000 x <b>200</b> x 50		1			\$37.35 ea	
1000 x <b>250</b> x 50		1			\$38.45 ea	
1000 x <b>300</b> x 50		1			\$39.55 ea	
1000 x <b>340</b> x 50		1			\$40.65 ea	





## **O.G. Capping** *double sided*

<i>Size</i> <i>L x W x H</i>						
1000 x <b>200</b> x 50		1			\$37.35 ea	
1000 x <b>250</b> x 50		1			\$38.45 ea	
1000 x <b>300</b> x 50		1			\$39.55 ea	
1000 x <b>340</b> x 50		1			\$40.65 ea	



# Capping / Edging

	Colour	Units / L. M.	Weight/ unit (kg)	L. M./ Pallet	<u>Retail incl. GST</u>	
<b>Square Edge Capping</b>						
<i>Size</i> <i>L x W x H</i>						
		1			\$37.35 ea	
		1			\$38.45 ea	
		1			\$39.55 ea	
		1			\$40.65 ea	




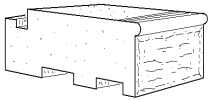
## **Border Edging**

<i>Size</i> <i>L x W x H</i>						
		2			\$8.80 ea	
		2			\$9.90 ea	
		2			\$11-- ea	



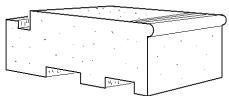
# Step Blocks

	Colour	Units / L. M.	Weight/ unit(kg)	Weight / L. M.(kg)	L. M / Pallet	
<b>Gammon™ Step Block</b> (solid, rock faced step block)						
	Basalt					
	Blue stone					
	Sand stone					
	Lime stone					
440 x 250 x 150	Pink Dolomite	4	44	176	9	\$21.73 ea 
	Iron stone					
	Silt stone					
	Rose stone					



## **Kimberley™ Step Block** (solid, smooth faced bevel edge step block)

440 x 250 x 150		4	44	176	9	\$20.63 ea 
-----------------	--	---	----	-----	---	--



(For Basalt (black) add \$5—per block.)