


# Black



TM

# Stump

## Pavers and Blocks (S.A.)

*"Your Environment Improvers"*

*Manufacturers of hand made cast stone  
pavers, capping, walling blocks.  
A division of Mulga Products (S.A.)*

Office - 1300 366 419 Fax. (08) 85224401

E-Mail:- [ken@harringtonassociates.com.au](mailto:ken@harringtonassociates.com.au) Web:- [mulgaproducts.com.au](http://mulgaproducts.com.au)

Depot:- 'Mulga Hill', Lot 7 Barossa Hwy, Kalbeeba, 5118 Mail:- P.O.Box 446, Gawler 5118  
ABN. 19521718680 Bld. Lic. RI 26980

## Pavers & Blocks

*Hand Made Stone*

1<sup>st</sup> July, 2009

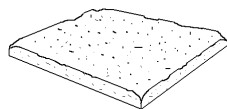
### Paving Selection

Colour

Units / Weight/ Weight / Sq. m /  
sq. m. unit(kg) sq. m.(kg) Pallet

Retail incl. GST



### *Cobble Stone*



200 x 170 x 50

Basalt  
Blue stone  
Sand stone  
Lime stone  
Iron stone  
Silt stone  
Rose stone

29.41 3.5 102.93 15

\$1.80 ea    
\$52.85/m<sup>2</sup>

(For Basalt (black) add \$6—per sq. m.)

# Paving Selection

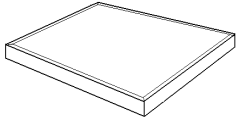
Colour

Units / Weight/ Weight / Sq. m /  
sq. m. unit(kg) sq. m.(kg) Pallet

Retail incl. GST



## Classic Stone 200

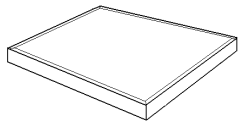
### Smooth Finish



200 x 170 x 40

Basalt 29.41 3.0 88.23 18  
Blue stone  
Sand stone  
Lime stone  
Pink Dolomite  
Iron stone  
Silt stone  
Rose stone

\$1.57 ea   
\$45.92/m2 

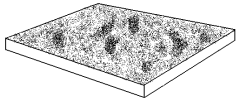


200 x 170 x 50

29.41 4.0 117.64 13  
\$47.30/m2



\$1.61 ea   

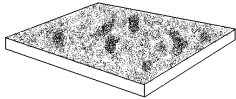
### Stone Finish (a pronounced stone texture)



200 x 170 x 40




29.41 2.5 73.52 21

\$2.26 ea   
\$66.42/m2 



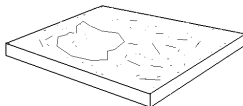
200 x 170 x 50

29.41 3.5 102.93 15

\$2.31 ea     
\$67.86m2





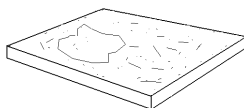
### Sed. Stone Finish (a distinctive slate texture)



200 x 170 x 40




29.41 2.75 80.88 19

\$2.26 ea   
\$66.42/m2 



200 x 170 x 50

29.41 3.5 102.93 15

\$2.31 ea     
\$67.86/m2

# Paving Selection

Colour

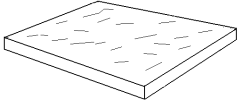
Units / Weight/ Weight / Sq. m /  
sq. m. unit(kg) sq. m.(kg) Pallet

Retail incl. GST

## Classic Stone 200



### Field Stone Finish (a subtle stone texture)



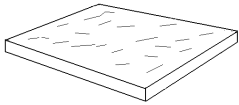
29.41 2.75 80.88 19

\$2.26 ea



\$66.42/m2

200 x 170 x 40



29.41 3.5 102.93 11

\$2.31 ea

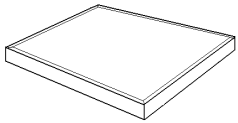


\$67.86/m2

200 x 170 x 50

## Classic Stone 300

### Smooth Finish



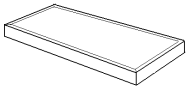
300 x 300 x 40

Basalt 11.11 8.0 88.88 18  
Blue stone  
Sand stone  
Lime stone  
Pink Dolomite

\$4.14 ea



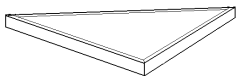
\$45.92/m2



150 x 300 x 40

Iron stone 22.22 4.0 88.88 18  
Silt stone  
Rose stone

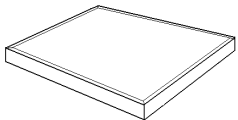
\$2.59 ea



300 x 300 x 40 Tri

22.22 4.0 88.88 18

\$3.11 ea



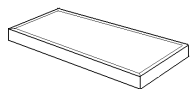
300 x 300 x 50

11.11 10.75 119.43 13

\$4.26 ea



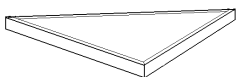
\$47.30/m



150 x 300 x 50

22.22 5.4 119.43 13

\$2.67 ea



300 x 300 x 50 Tri

22.22 5.4 119.43 13

\$3.205 ea

# Paving Selection

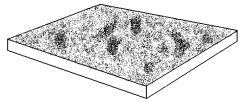
Colour

Units / Weight/ Weight / Sq. m /  
sq. m. unit(kg) sq. m.(kg) Pallet

Retail incl. GST

## Classic Stone 300

Stone Finish (a pronounced stone texture)




11.11 7.0 77.77 20

\$5.70



\$63.25/m2

300 x 300 x 40



22.22 3.5 77.77 20

\$3.57 ea

150 x 300 x 40

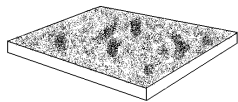


22.22 3.5 77.77 20

\$4.28 ea

300 x 300 x 40 Tri

---



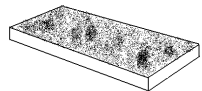
11.11 10.0 111.1 14

\$5.82



\$64.63/m2

300 x 300 x 50



22.22 5.0 111.1 14

\$3.64 ea

150 x 300 x 50



22.22 5.0 111.1 14

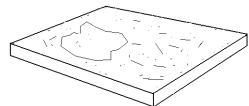
\$4.37 ea

300 x 300 x 50 Tri

---

**New**

Sed. Stone Finish (a distinctive slate texture)



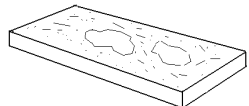
11.11 7.5 83.32 19

\$5.70



\$63.25/m2

300 x 300 x 40



22.22 3.75 83.32 19

\$3.57 ea

150 x 300 x 40



22.22 3.75 83.32 19

\$4.28 ea

300 x 300 x 40 Tri

# Paving Selection

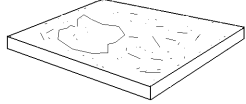
Colour

Units / Weight/ Weight / Sq. m /  
sq. m. unit(kg) sq. m.(kg) Pallet

Retail incl. GST



## Sed. Stone Finish (a distinctive slate texture)



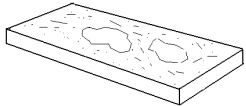
300 x 300 x 50

11.11 9.5 105.55 15

\$5.82



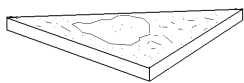
**\$64.63/m2**



150 x 300 x 50

22.22 4.75 105.55 15

\$3.64 ea



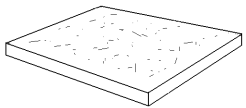
300 x 300 x 50 Tri

22.22 4.75 105.55 15

\$4.37 ea



## Field Stone Finish (a subtle stone texture)



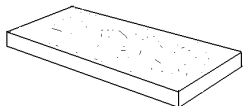
300 x 300 x 40

11.11 7 77.77 20

\$5.70



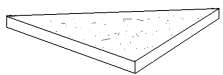
**\$63.25/m2**



150 x 300 x 40

22.22 3.5 77.77 20

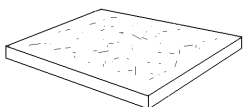
\$3.357ea



300 x 300 x 40 Tri

22.22 3.5 77.77 20

\$4.28 ea



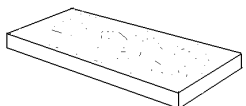
300 x 300 x 50

11.11 10 111.1 14

\$5.82



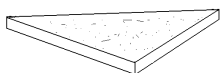
**\$64.63m2**



150 x 300 x 50

22.22 5 111.1 14

\$3.64 ea



300 x 300 x 50 Tri

22.22 5 111.1 14

\$4.37 ea

# Paving Selection

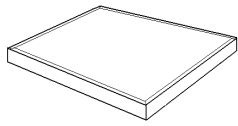
Colour

Units / Weight/ Weight / Sq. m /  
sq. m. unit(kg) sq. m.(kg) Pallet

Retail incl. GST

## Classic Stone 500

### Smooth Finish



500 x 500 x 50

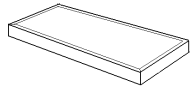
Basalt  
Blue stone  
Sand stone  
Lime stone  
Pink Dolomite  
Iron stone  
Silt stone  
Rose stone

4 28.5 114 10

\$11.83 ea



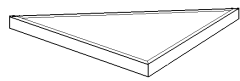
**\$47.30/m2**



250 x 500 x 50

8 14.5 114 10

\$7.40 ea



500 x 500 x 50 Tri

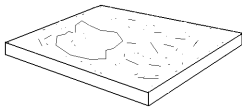
8 14.5 114 10

\$8.87 ea

(For Basalt (black) add \$6—per sq. m.)



### Sed. Stone Finish (a distinctive slate texture)



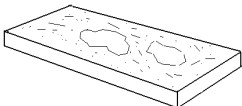
500 x 500 x 50

4 27 108 11

\$16.16



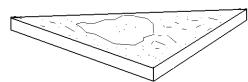
**\$64.63/m2**



250 x 500 x 50

8 13.5 108 11

\$10.10 ea



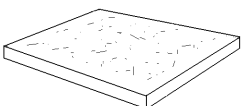
500 x 500 x 50 Tri

8 13.5 108 11

\$12.12 ea



### Field Stone Finish (a subtle stone texture)



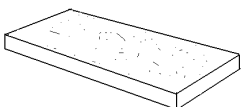
500 x 500 x 50

4 27 108 11

\$16.16



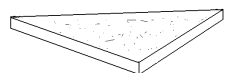
**\$64.53m2**



250 x 500 x 50

8 13.5 108 11

\$10.10 ea



500 x 500 x 50 Tri

8 13.5 108 11

\$112.12 ea

# Retaining Wall Selection

Colour      Units /    Weight/    Weight /    Sq. m /      **Retail incl. GST**  
 sq. m.    unit(kg)    sq. m.(kg)    Pallet

## Gammon™

Same or Mixed sizes

**\$271--/m2**

### Retaining Wall System

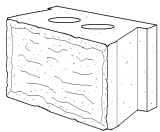
(hollow, single rock face, interlocking block)

Basalt  
 Blue stone  
 Sand stone  
 Lime stone  
 Pink Dolomite  
 Iron stone  
 Silt stone  
 Rose stone

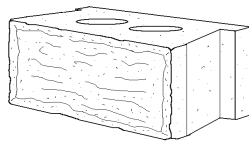
#### **Block Size H x D x W**

150 x 250 x <b>150</b>	44.4	7.5	333	4.5	\$ 6.11 ea
150 x 250 x <b>300</b>	22.22	15	333.3	4.5	\$12.20 ea
150 x 250 x <b>450</b>	14.8	25	370	4	\$18.31 ea
300 x 250 x <b>150V</b>	22.22	16.5	366.6	4	\$12.20 ea
<i>Speciality Blocks - Unit Price Only</i>					
150 x 250 x <b>300C</b>	22.22				\$12.20 ea
150 x 250 x <b>300EC</b>	22.22	16.5	366.6	4	\$12.20 ea
150 x 250 x <b>450EC</b>	14.8				\$18.31 ea
Wall Capper 40 x 300 x <b>300</b>	3.3 L.M.	7	23.1/L.M.	65 L.M.	\$ 5.99 ea
Step Block 150 x 440 x <b>250</b>	4 L.M.	44	176/L.M.	9 L.M.	\$22.82ea

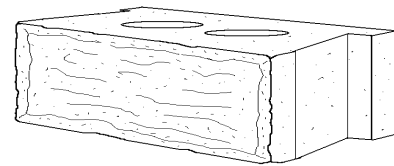
(For Basalt (black) add \$20—per sq. m.)



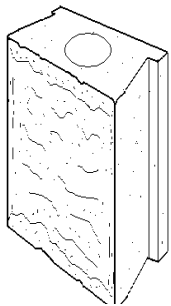
150



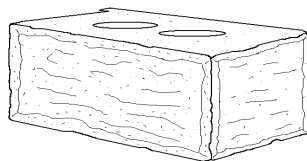
300



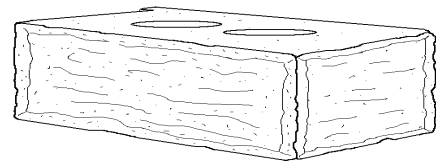
450



150V



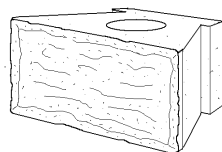
300EC  
 End / Corner  
 Left or Right



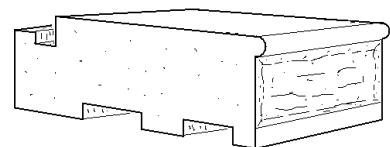
450EC  
 End / Corner  
 Left or Right



300  
 Wall Capper



300C  
 External Curve



Step  
 Block

# Retaining Wall Selection

Colour Units / Weight/ Weight / Sq. m /  
sq. m. unit(kg) sq. m.(kg) Pallet

**Retail incl. GST**

## Kimberley™

Same or Mixed Sizes

**\$271/m2**

### **Retaining Wall System**

(hollow, smooth face  
bevel edge  
interlocking block)

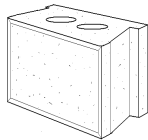
Basalt  
Blue stone  
Sand stone  
Lime stone  
Pink Dolomite  
Iron stone  
Silt stone  
Rose stone

#### **Block Size**

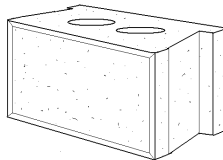
**H x D x W**

150 x 250 x <b>150</b>	44.4	9	400	3.5	\$ 6.11 ea
150 x 250 x <b>300</b>	22.22	19	422.18	3.5	\$12.20 ea
150 x 250 x <b>450</b>	14.8	28.5	421.8	3.5	\$18.31 ea
<b><u>Speciality Blocks - Unit Price Only</u></b>					
150 x 250 x <b>300EC</b>	22.22	20	444.4	3.5	\$12.20 ea
150 x 250 x <b>450EC</b>	14.8	30	444	3.5	\$18.31ea
150 x 250 x <b>300C</b>	22.22	12.5	277.75	5.5	\$12.20ea
D/S Quad Capper 40 x 300 x <b>300</b>	3.3 L.M.	8	26.4/L.M.	60 L.M.	\$5.99 ea
Quad End Capper 40 x 300 x <b>300</b>	--	7.75	--	--	\$5.99 ea
Step Block 150 x 440 x <b>250</b>	4 L.M.	44	176/L.M.	9 L.M.	\$22.82ea

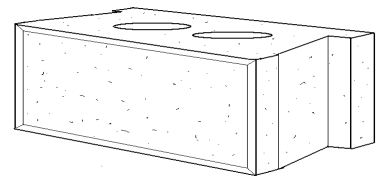
(For Basalt (black) add \$20—per sq. m.)



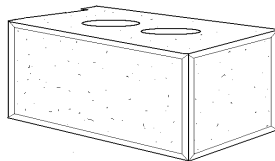
150



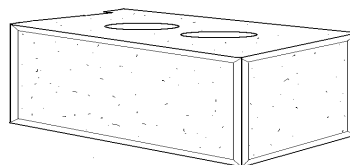
300



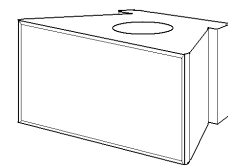
450



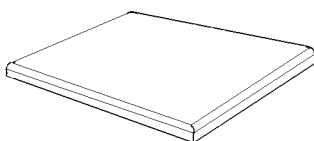
300EC  
End / Corner  
Left or Right



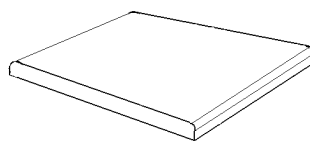
450EC  
End / Corner  
Left or Right



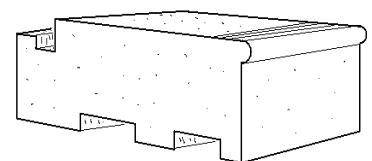
300C  
External Curve



End Quad Capper



Double Sided  
Quad Capper



Step  
Block

# Feature Wall Selection

Colour Units / Weight/ Weight / Sq. m /  
sq. m. unit(kg) sq. m.(kg) Pallet

**Retail incl. GST**

## Gawler™

Same or Mixed sizes

**\$295--/m2**

### Free Standing Garden Wall System

(hollow, double sided  
rock face block  
Must be bonded)

Basalt  
Blue stone  
Sand stone  
Lime stone  
Pink Dolomite  
Iron stone  
Silt stone  
Rose stone

#### **Block Size**

**H x D x W**

150 x 300 x **150**

150 x 300 x **300**

150 x 300 x **450**

300 x 300 x **150V**

#### **Speciality Blocks - Unit Price Only**

150 x 300 x **300EC**

150 x 300 x **300C**

Wall Capper 40 x 300 x **300**

Pillar Capper 50 x 500 x **500**

Stack Pillar 150 x 450 x **450**

44.4

22.22

14.8

22.22

22.22

22.22

3.3 L.M.

--

--

\$ 6.65 ea

\$13.28 ea

\$19.93 ea

\$13.28ea

\$13.28 ea

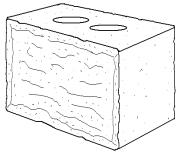
\$13.28ea

\$ 5.99 ea

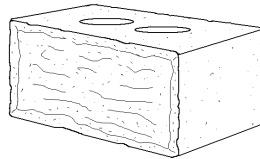
\$20.95ea

\$46.15ea

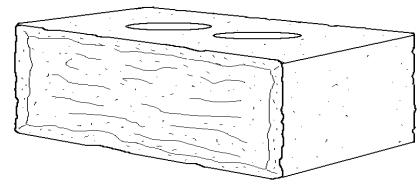
(For Basalt (black) add \$20—per sq. m.)



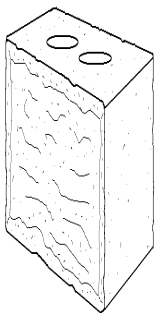
150



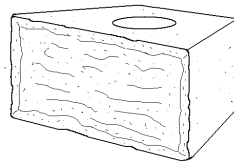
300



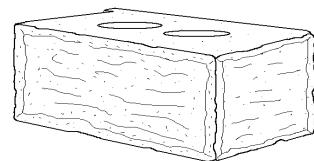
450



150V  
Vertical



300C  
External Curve



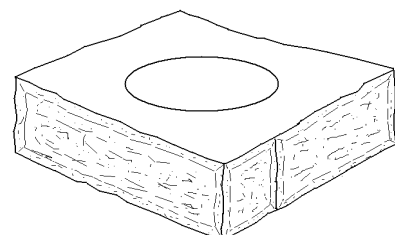
300EC  
End / Corner  
Left or Right



300



450



500

Wall Capper

Pillar Capper

Stack Pillar

# Feature Wall Selection

Colour

Units / Weight/ Weight / Sq. m /  
sq. m. unit(kg) sq. m.(kg) Pallet

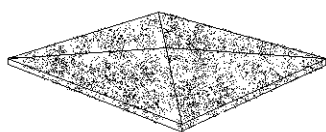
**Retail incl. GST**

## Gawler™

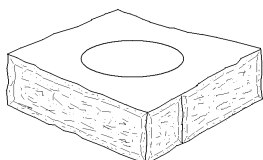
### Free Standing Stack Pillar System

(Must be bonded)

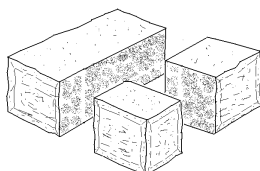
Block Size	H x D x W	
Pillar Capper	50 x 500 x 500	\$20.95ea
Stack Pillar Block	150 x 450 x 450	\$46.15ea
Stack Pillar – Mulga Fence Rail Block	150 x 450 x 200	\$46.15
Stack Pillar – Mulga Fence Rail Corner Block		\$46.15
Stack Pillar – Mulga Fence Rail 3 Way Block		\$46.15
Stack Pillar – Mulga Fence Rail End Block		\$46.15
Stack Pillar Mail Box Block	160 x 450 x 110 (2)	\$80.80 complete



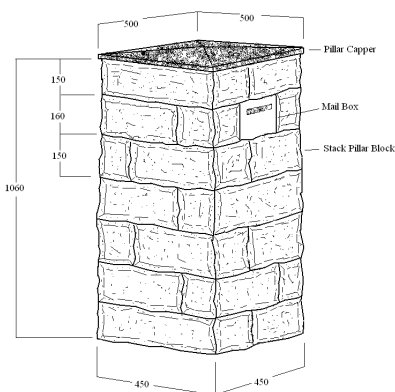
Pillar Capper



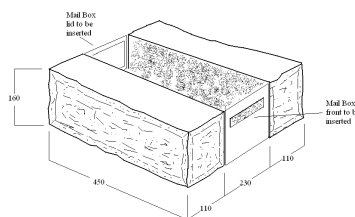
Stack Pillar Block



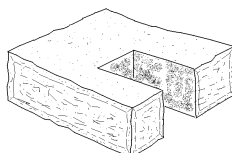
Mulga Fence Rail 3 Way Block



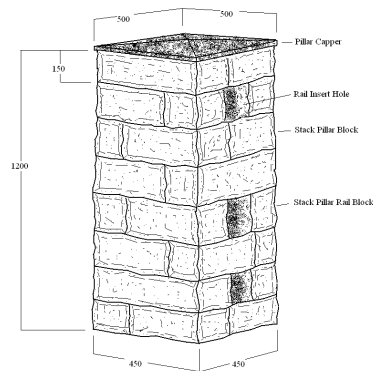
Mail Box Pillar



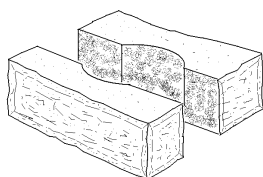
Mail Box Blocks including inserts



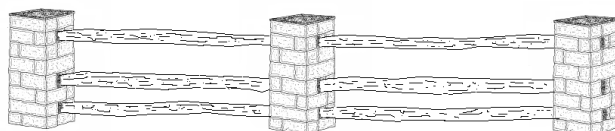
Mulga Fence Rail End Block



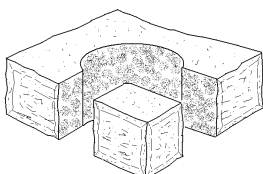
Mulga Fence Rail Pillar



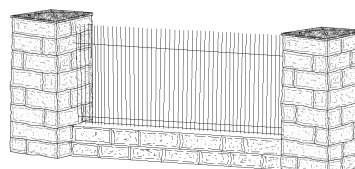
Mulga Fence Rail Hole Block



Mulga Fence Rails and Gawler Stack Pillar

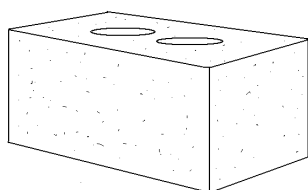


Mulga Fence Rail Corner Hole Block

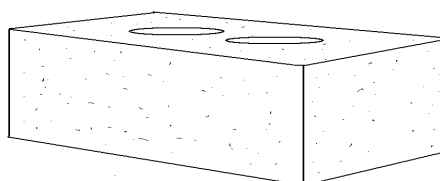


## Feature Wall Selection

	Colour	Units / sq. m.	Weight/ unit(kg)	Weight / sq. m.(kg)	Sq. m / Pallet	<u>Retail incl. GST</u>
<b>Wilpena Grande</b>						
Feature Wall Block (hollow, smooth double face block <u>Must be bonded</u> )	Basalt	Same or Mixed Sizes				<b><u>\$278.25/m2</u></b>
	Blue stone					
	Sand stone					
	Lime stone					
	Pink Dolomite					
	Iron stone					
<b>Block Size</b> <b>H x D x W</b>						
250 x 250 x <b>300</b>		13.3	36	478.8	3	\$20.92 ea
250 x 250 x <b>450</b>		8.8	54	475.2	3	\$31.62ea



300

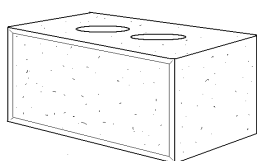


450

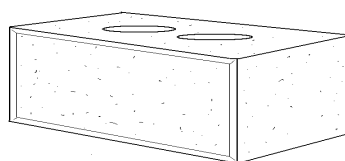
## **Wilpena Grande Bevel Edge**

Feature Wall Block (hollow, smooth face bevel edge block <u>Must be bonded</u> )	Basalt	Same or Mixed sizes				<b><u>\$278.25/m2</u></b>
	Blue stone					
	Sand stone					
	Lime stone					
	Pink Dolomite					
	Iron stone					
<b>Block Size</b> <b>H x D x W</b>						
250 x 250 x <b>300</b>		13.3	36	478.8	3	\$20.92 ea
250 x 250 x <b>450</b>		8.8	54	475.2	3	\$31.62 ea
250 x 250 x <b>300EC</b>		13.3	36	478.8	3	\$20.92 ea

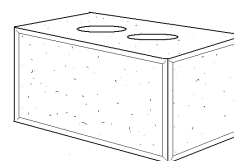
(For Basalt (black) add \$20—per sq. m.)



300



450



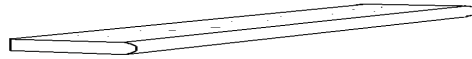
300EC  
End / Corner

# Capping / Edging

Colour	Units / L. M.	Weight/ unit (kg)	L. M./ Pallet	<u>Retail incl. GST</u>
--------	------------------	----------------------	------------------	-------------------------

## **Bullnose Capping single side**

Basalt  
Blue stone  
Sand stone  
Lime stone  
Pink Dolomite  
Iron stone  
Silt stone  
Rose stone



Size

L x W x H

1000 x **200** x 50  
1000 x **250** x 50  
1000 x **300** x 50  
1000 x **340** x 50

1  
1  
1  
1

\$39.22 ea  
\$40.38 ea  
\$41.53 ea  
\$42.68ea



## **Bullnose Capping double sided**

Basalt  
Blue stone  
Sand stone  
Lime stone  
Pink Dolomite  
Iron stone  
Silt stone  
Rose stone



Size

L x W x H

1000 x **200** x 50  
1000 x **250** x 50  
1000 x **300** x 50  
1000 x **340** x 50

1  
1  
1  
1

\$39.22 ea  
\$40.38 ea  
\$41.53 ea  
\$42.68 ea



## **O.G. Capping single side**

Basalt  
Blue stone  
Sand stone  
Lime stone  
Pink Dolomite  
Iron stone  
Silt stone  
Rose stone



Size

L x W x H

1000 x **200** x 50  
1000 x **250** x 50  
1000 x **300** x 50  
1000 x **340** x 50

1  
1  
1  
1

\$39.22 ea  
\$40.38 ea  
\$41.53 ea  
\$42.68 ea



## **O.G. Capping double sided**

Basalt  
Blue stone  
Sand stone  
Lime stone  
Pink Dolomite  
Iron stone  
Silt stone  
Rose stone



Size

L x W x H

1000 x **200** x 50  
1000 x **250** x 50  
1000 x **300** x 50  
1000 x **340** x 50

1  
1  
1  
1

\$39.22ea  
\$40.38 ea  
\$41.53 ea  
\$42.68ea



# Capping / Edging

Colour

Units / Weight/  
L. M. unit (kg)

L. M./  
Pallet

Retail incl. GST

## **Square Edge Capping**



Size

L x W x H

1000 x **200** x 50

1

\$39.22 ea

1000 x **250** x 50

1

\$40.38 ea

1000 x **300** x 50

1

\$41.53 ea

1000 x **340** x 50

1

\$42.68 ea



## **Border Edging**



Size

L x W x H

500 x **150** x 50

2

\$9.25 ea

500 x **200** x 50

2

\$10.40 ea

500 x **250** x 50

2

\$11.55 ea



# Step Blocks

Colour

Units / Weight/ Weight / L. M /  
L. M. unit(kg) L. M.(kg) Pallet

## **Gammon™ Step Block**

(solid, rock faced step block)

Basalt  
Blue stone  
Sand stone  
Lime stone

440 x **250** x 150

Pink Dolomite

4

44

176

9

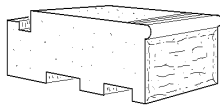
\$22.82 ea



Iron stone

Silt stone

Rose stone



## **Kimberley™ Step Block**

(solid, smooth faced bevel edge step block)

440 x **250** x 150

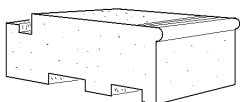
4

44

176

9

\$22.82 ea



(For Basalt (black) add \$5—per block.)